



Statement Showing Shareholding Pattern

Category code	Category of Shareholder	Table I(a)					Total shareholding as a percentage of total number of shares		Shares Pledged or otherwise encumbered	As a percentage
		Number of Shareholders	Total number of shares	Number of shares held in dematerialized form	As a percentage of (A+B) ¹	As a percentage of (A+B+C)	Number of shares	(IX) = (VIII)/(IV)*100		
(I)	(II)	(III)	(IV)	(V)	(VI)	(VII)	(VIII)	(IX) = (VIII)/(IV)*100		
(A)	Shareholding of Promoter and									
1	Indian									
(a)	Individuals/ Hindu Undivided Family									
(b)	Central Government/ State Government(s)	7	514460	507860	18.03	18.03	0	0.00		
(c)	Bodies Corporate	0	0	0	0.00	0.00	0	0.00		
(d)	Financial Institutions/ Banks	0	0	0	0.00	0.00	0	0.00		
(e)	Any Others(Specify)	0	0	0	0.00	0.00		0.00		
(e-i)										
(e-ii)										
	Sub Total(A)(1)	7	514460	507860	18.03	18.03	0	0.00		
2	Foreign									



a	Individuals (Non-Residents Individuals/ Foreign Individuals)	0	0	0	0	0.00	0.00	0	0.00
b	Bodies Corporate	0	0	0	0	0.00	0.00	0	0.00
c	Institutions	0	0	0	0	0.00	0.00	0	0.00
d	Any Others(Specify)	0	0	0	0	0.00	0.00	0	0.00
d-i						0.00	0.00		0.00
d-ii						0.00	0.00		0.00
	Sub Total(A)(2)	0	0	0	0	0.00	0.00	0	0.00
	Total Shareholding of Promoter and	7	514460	507860	18.03	18.03	0	0.00	
(B)	Public shareholding								
1	Institutions								
(a)	Mutual Funds/ UTI	0	0	0	0.00	0.00			
(b)	Financial Institutions / Banks	0	0	0	0.00	0.00			
(c)	Central Government/ State Government(s)	0	0	0	0.00	0.00			
(d)	Venture Capital Funds	0	0	0	0.00	0.00			
(e)	Insurance Companies	0	0	0	0.00	0.00			
(f)	Foreign Institutional Investors	0	0	0	0.00	0.00			
(g)	Foreign Venture Capital Investors	0	0	0	0.00	0.00			
(h)	Any Other (specify)	0	0	0	0.00	0.00			
(h-i)					0.00	0.00			
(h-ii)					0.00	0.00			
	Sub-Total (B)(1)	0	0	0	0.00	0.00			
B 2	Non-institutions								



(a)	Bodies Corporate		5	311850	311850	10.93	10.93		
(b)	Individuals					0.00	0.00		
	Individuals -i. Individual shareholders holding nominal share capital up to Rs 1 lakh		297	135770	18600	4.76	4.76		
II	ii. Individual shareholders holding nominal share capital in excess of Rs. 1 lakh.								
(c)	Any Other (specify)		36	1891920	1709720	66.29	66.29		
(c-i)	NRI's		0	0	0	0.00	0.00		
(c-ii)						0.00	0.00		
	Sub-Total (B)(2)		338	2339540	2040170	81.97	81.97		
(B)	Total Public Shareholding (B)= (B)(1)+(B)(2)		338	2339540	2040170	81.97	81.97		
	TOTAL (A)+(B)		345	2854000	2548030	100.00	100.00		
(C)	Shares held by Custodians and against which Depository Receipts have been issued								
1	Promoter and Promoter Group		0	0	0	0.00	0.00		0.00
2	Public								
	Sub-Total (C)		0	0	0	0.00	0.00		
	GRAND TOTAL (A)+(B)+(C)		345	2854000	2548030	100.00	100.00		0.00



(D)(b) Statement showing Shareholding of persons belonging to the category "Promoter and Promoter Group"

Sr. No.	Name of the shareholder	Total shares held		Shares pledged or otherwise encumbered		
		Number of shares	As a % of grand total (A)+(B)+(C)	Number	As a percentage (VI)=(V)/(III)*100	As a % of grand total (A)+(B)+(C) of sub-clause (D)(a)
(i)	(ii)	(iii)	(iv)	(v)	(vi)	(vii)
1	Sunil Verma	280220	9.82	0	0.00	0.00
2	Nilima U Desai	19000	0.67	0	0.00	0.00
3	Uday Jayant Desai	191640	6.71	0	0.00	0.00
4	Sujay U Desai	23600	0.83	0	0.00	0.00
5						
6						
7						
8						
9						
10						
11						
TOTAL		514460	18.03	0	0.00	0.00






Number of shares	Name of the shareholder	Sr. No.
		I
NIL		

(1)(c) Statement showing Shareholding of persons belonging to the category "Public" and holding more than 5% of the total number of shares

(D)(c) Statement showing Shareholding of persons belonging to the category "Public" and holding more than 1% of the total number of shares

Sr. No.	Name of the shareholder	Number of shares	Shares as a percentage of total number of shares {i.e., Grand Total (A)+(B)+(C) indicated in Statement at para (D)(a) above}
1	Anil Kishanchand Dharampal	46200	1.62
2	Manjeet Kumar	40000	2.42
3	Ajay Verma	90000	3.15
4	Ritu Rastogi	88000	3.08
5	Vineet Kumar Pandey	80200	2.81
6	Arvind Srivastava	80000	2.80
7	Hemant Rasiklal Kamodia	80000	2.80
8	Ramesh Vishwakarma	80000	2.80
9	Atul Rastogi	78800	2.76
10	Ram Prakash Mishra	78760	2.76
11	Atul Kumar Trivedi	73600	2.58
12	Nagendra Shukla	70000	2.45
13	Ajay Mehrotra	69000	2.42
14	Rashmi Tiwari	68000	2.38
15	Teena Agarwal	60000	2.10
16	Madhu Agarwal	60000	2.10
17	Niraj Jitendra Kumar Kamodia	60000	2.10
18	Saurabh Verma	60000	2.10
19	Gopal Saxena	56600	1.98
20	Yamini Trivedi	56000	1.96
21	Rakesh Kumar	50000	1.75
22	Rajendra Prasad Yadav	50000	1.75
23	Anita Sangneria	48600	1.70




[Handwritten Signature]

24	Sachin Kumar Verma	46000	1.61
25	Suresh Pandya	40000	1.40
26	Meenu Sharma	34200	1.20
27	Yogaindar Kumar Gupta	30000	1.05
28	Ashish Agarwal	30000	1.05
29	Manish Agarwal	30000	1.05
30	Amit Kumar Agarwal HUF	30000	1.05
31	Mimi Singh	30000	1.05
32	Aditi Malaviya	30000	1.05
33	Nextgen Entertainment Private Limited	140000	4.91
34	J. U. D Trading Private Limited	140000	4.91
35	Epoch Synthetics Private Limited	29800	1.04
	Total	2133760	75.78



(II)(a) Statement showing details of Depository Receipts (DRs)

Sr. No.	Type of outstanding DR (ADRs, GDRs, SDRs, etc.)	Number of outstanding DRs	Number of shares underlying outstanding DRs	Shares underlying outstanding DRs as a percentage of total number of shares {i.e., Grand Total (A)+(B)+(C) indicated in Statement at para (I)(a) above}
1				0.00
2				0.00
3				0.00
4				0.00
5				0.00
6				0.00
7				0.00
8				0.00
9				0.00
Not-Applicable				
TOTAL		0	0	0.00



OLYMPIC OIL INDUSTRIES LTD.

(ID)(b) Statement showing holding of Depository Receipts (DRs), where underlying shares held by "promoter/promoter group" are in excess of 1% of the total number of shares

Sr. No.	Name of the DR Holder	Type of outstanding DR (ADRs, GDRs, SDRs, etc.)	Number of shares underlying outstanding DRs	Shares underlying outstanding DRs as a percentage of total number of shares {i.e., Grand Total (A)+(B)+(C) indicated in Statement at para (I)(a) above}
1				0.00
2				0.00
3				0.00
4				0.00
5				0.00
6				0.00
7				0.00
8				0.00
9				0.00
Not-Applicable				
TOTAL			0	0.00



Sr.No	Notes
1	
2	
3	
4	
5	
6	
7	
8	
9	

